

Product Datasheet

ELA

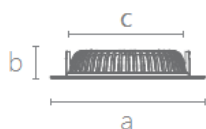
Downlight Luminaire

Description:

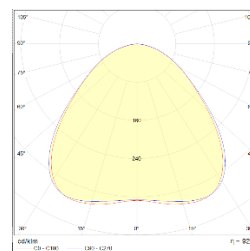
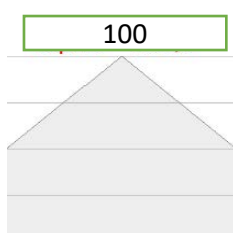
LED Downlights each offer different benefits from the beam distribution, trim selection and installation methods. Whether you are installing them in a new construction or in a retrofit application, they will fit seamlessly into your lighting application.

Technical Features:

Installation	: Recessed	Kelvin	: 3000-4000-6000
Warranty	: 5 years	CRI	: >90
Lamp Type	: LED	LED Lifetime	: 80.000 h
Housing	: Aluminium	Power Supply	: 110-240V 50-60Hz
Glass	: Difusser	Op. Temp.	: -20°C / +45 °C
IP	: 20		



Prometrical Data:



Technical Details:

Item	Power (W)	Description	Light Output (Lm)	Dimensions (mm)
EDG1	6	Ela 1" Downlight	750	Q80-55-Q70
EDG2	8	Ela 2" Downlight	1000	Q10-55-Q85
EDG3	10	Ela 3" Downlight	1250	Q117-55-Q105
EDG4	15	Ela 4" Downlight	1875	Q147-55-Q130
EDG5	20	Ela 5" Downlight	2500	Q173-50-Q158
EDG6	23	Ela 6" Downlight	2875	Q190-55-Q175
EDG8	26	Ela 8" Downlight	3250	Q231-55-Q214


Technical Options:

*Dali

*Emergency Kits

*Dimmer

Colours



Quality Certificate:

CE

TSE

Tel : +90 (212) 798 3041 - 42

Fax : +90 (212) 798 3043

Web : www.edealight.com

EDEA LIGHT reserves the right to change the technical specifications of their products. These changes will allow the continual improvement of the products and will also ensure the conformity to current legal changes.